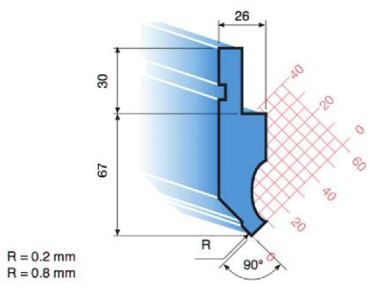
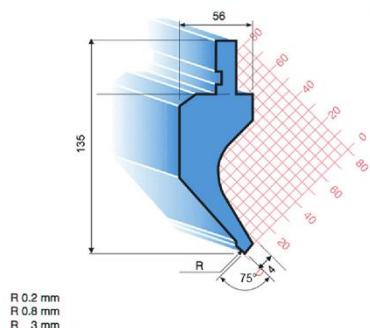
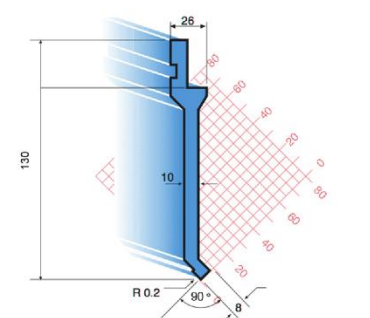
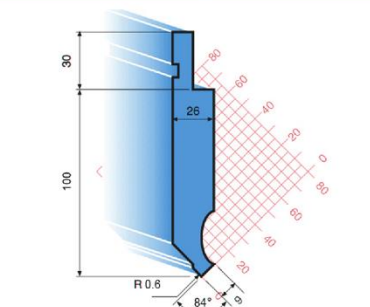




**CNC**

## PRESS BRAKE TOOLING PRICE LIST

# PRESS BRAKE TOOLING PRICE LIST PUNCH TOOLS

10.10 / 88 °	DIMENSION	LENGTH (mm.)	PRICE (BAHT)
		835 mm.	11,000
		835 mm. SECTION	20,000
10.154 / 75 °	DIMENSION	LENGTH (mm.)	PRICE (BAHT)
		835 mm.	24,000
10.202 10.203	DIMENSION	LENGTH (mm.)	PRICE (BAHT)
		835 mm.	22,000
		835 mm. SECTION	35,000
10.10 / 84 °	DIMENSION	LENGTH (mm.)	PRICE (BAHT)
		835 mm.	15,000
		835 mm. SECTION	25,000

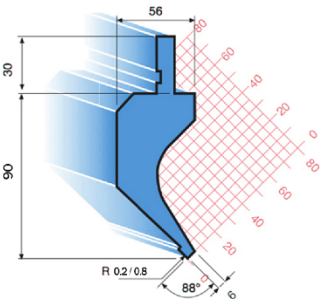
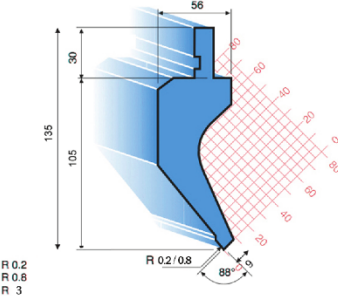
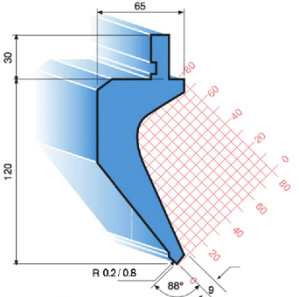
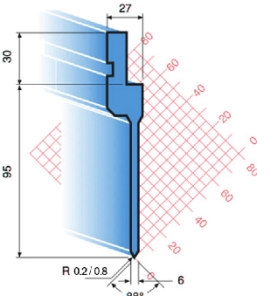
CNC FAR EAST MACHINERY CO.,LTD.

☎ 02 707 0199

☎ 02 707 0196

✉ info@cncfe.com

# PRESS BRAKE TOOLING PRICE LIST PUNCH TOOLS

10.146 / 88 °	DIMENSION	LENGTH (mm.)	PRICE (BAHT)
		835 mm.	24,000
		835 mm. SECTION	35,000
10.15 / 88 °	DIMENSION	LENGTH (mm.)	PRICE (BAHT)
		835 mm.	24,000
		835 mm. SECTION	35,000
10.047 / 10.048	DIMENSION	LENGTH (mm.)	PRICE (BAHT)
		835 mm.	38,000
		835 mm. SECTION	49,000
10.109		LENGTH (mm.)	PRICE (BAHT)
		835 mm.	20,000
		835 mm. SECTION	32,000

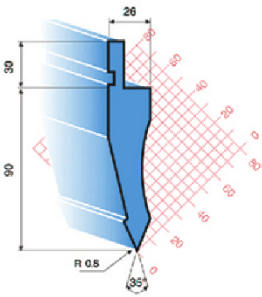
CNC FAR EAST MACHINERY CO.,LTD.

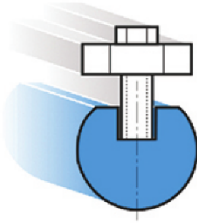
☎ 02 707 0199

📠 02 707 0196

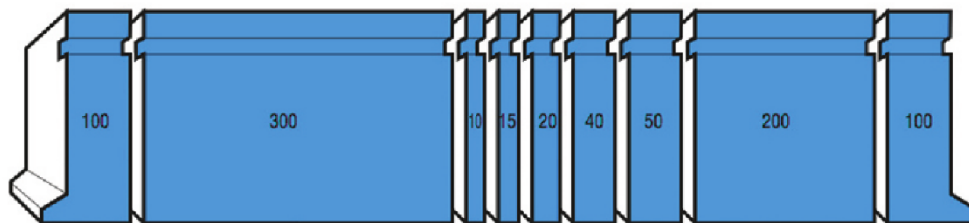
✉ info@cncfe.com

# PRESS BRAKE TOOLING PRICE LIST PUNCH TOOLS

10.12 / 35°	DIMENSION	LENGTH (mm.)	PRICE (BAHT)
		835 mm.	16,000
		835 mm. SECTION	26,000

4009/R	DIMENSION	LENGTH (mm.)	PRICE (BAHT)
			

PUNCH SECTION 835 mm.



CNC FAR EAST MACHINERY CO.,LTD.

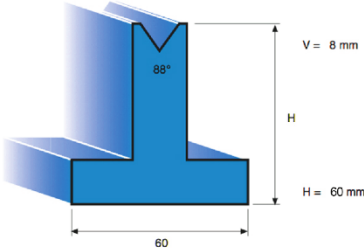
☎ 02 707 0199

🖨 02 707 0196

✉ info@cncfe.com

# PRESS BRAKE TOOLING PRICE LIST

## DIE TOOLS

506 / 60°	DIMENSION	LENGTH (mm.)	PRICE (BAHT)
		835 mm.	30,000
		835 mm. SECTION	45,000
20.41 / 60°	DIMENSION	LENGTH (mm.)	PRICE (BAHT)
		835 mm.	24,000
		835 mm. SECTION	35,000
20.42 / 60°	DIMENSION	LENGTH (mm.)	PRICE (BAHT)
		835 mm.	24,000
		835 mm. SECTION	35,000
20.42 / 88°		LENGTH (mm.)	PRICE (BAHT)
		835 mm.	24,000
		835 mm. SECTION	35,000

CNC FAR EAST MACHINERY CO.,LTD.

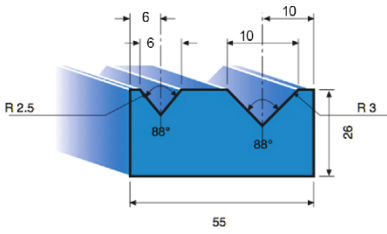
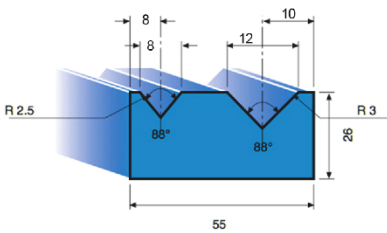
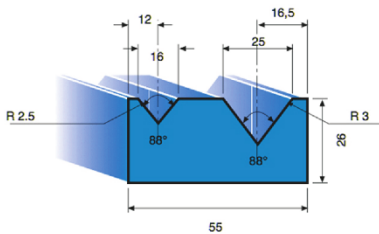
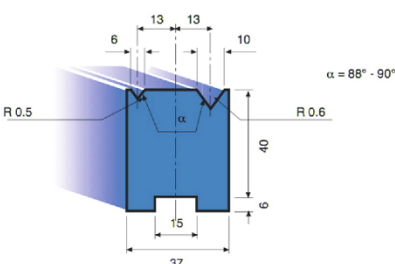
☎ 02 707 0199

📠 02 707 0196

✉ info@cncfe.com

# PRESS BRAKE TOOLING PRICE LIST

## DIE TOOLS

20.12 / 88°	DIMENSION	LENGTH (mm.)	PRICE (BAHT)
		835 mm.	10,000
20.13 / 88°	DIMENSION	LENGTH (mm.)	PRICE (BAHT)
		835 mm.	10,000
20.14 / 88°	DIMENSION	LENGTH (mm.)	PRICE (BAHT)
		835 mm.	12,000
502 / 88°	DIMENSION	LENGTH (mm.)	PRICE (BAHT)
		835 mm.	22,000
		835 mm. SECTION	33,000

CNC FAR EAST MACHINERY CO.,LTD.

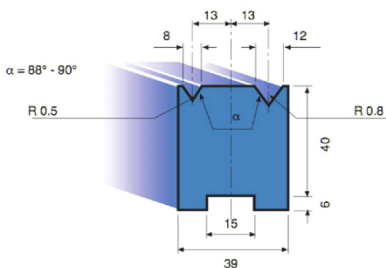
☎ 02 707 0199

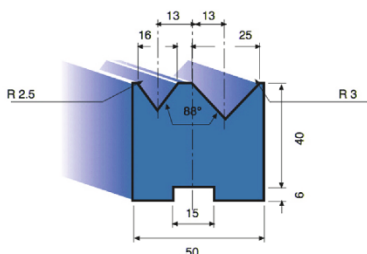
📠 02 707 0196

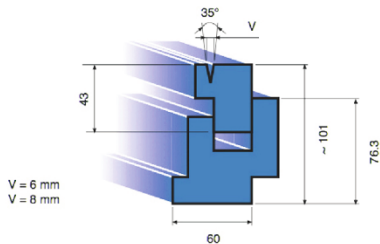
✉ info@cncfe.com

# PRESS BRAKE TOOLING PRICE LIST

## DIE TOOLS

503 / 88°		LENGTH (mm.)	PRICE (BAHT)
		835 mm.	22,000
		835 mm. SECTION	33,000

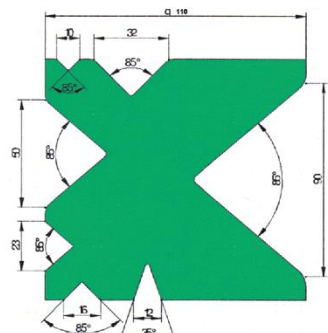
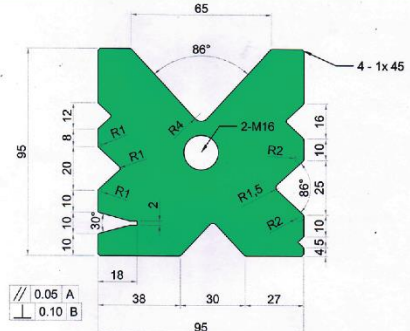
506 / 88°		DIMENSION	LENGTH (mm.)	PRICE (BAHT)
		835 mm.	22,000	
		835 mm. SECTION	33,000	

30.01 / 6 - 8		DIMENSION	LENGTH (mm.)	PRICE (BAHT)
		835 mm.	48,000	

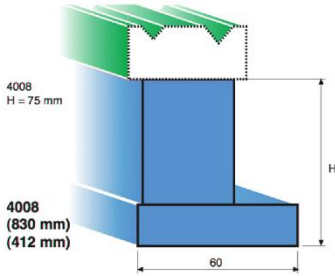
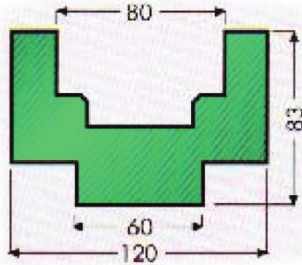
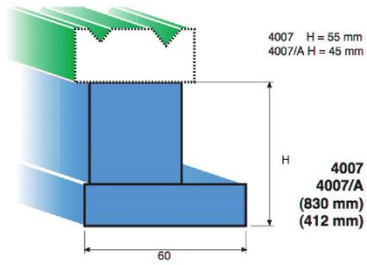
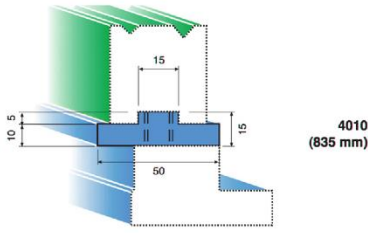
DIE SECTION			
-------------	--	--	--



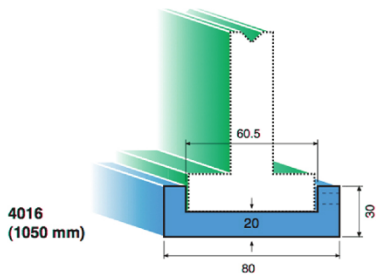
## PRESS BRAKE TOOLING PRICE LIST

110 x 110	DIMENSION	LENGTH (mm.)	PRICE (BAHT)
		3.1 m.	150,000
		4 m.	190,000
95 x 95	DIMENSION	LENGTH (mm.)	PRICE (BAHT)
		3.1 m.	120,000
		4 m.	160,000

# PRESS BRAKE TOOLING PRICE LIST LOWER TOOL HOLDER

40.07 / 75	DIMENSION	LENGTH (mm.)	PRICE (BAHT)
		835 mm.	14,000
60.4	DIMENSION	LENGTH (mm.)	PRICE (BAHT)
		835 mm.	30,000
40.07 / 55	DIMENSION	LENGTH (mm.)	PRICE (BAHT)
		835 mm.	10,000
40.10		LENGTH (mm.)	PRICE (BAHT)
		835 mm.	10,000

# PRESS BRAKE TOOLING PRICE LIST LOWER TOOL HOLDER

4016	DIMENSION	LENGTH (mm.)	PRICE (BAHT)
 <p>4016 (1050 mm)</p>		1,000 mm.	12,000

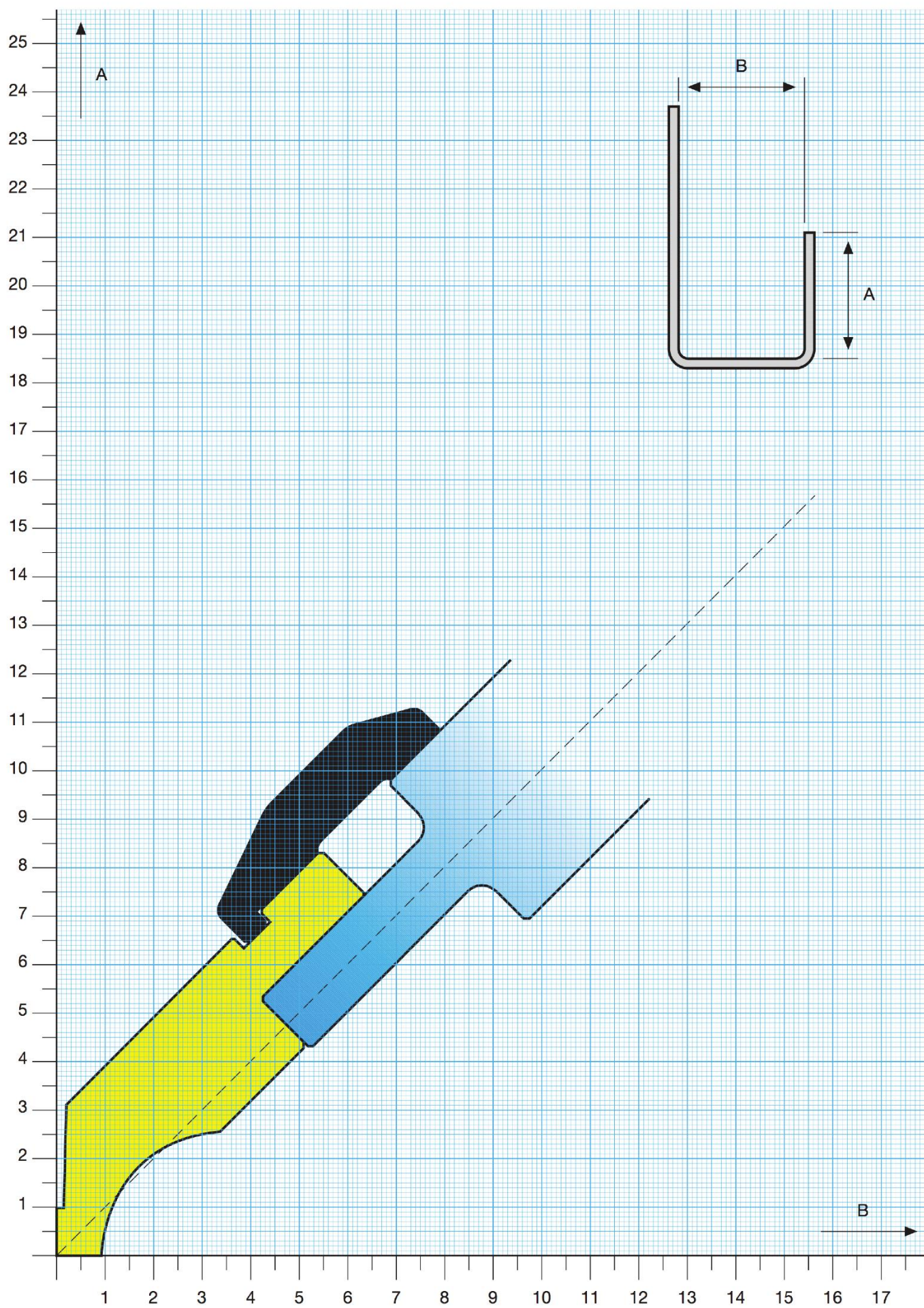
CNC FAR EAST MACHINERY CO.,LTD.

☎ 02 707 0199

📠 02 707 0196

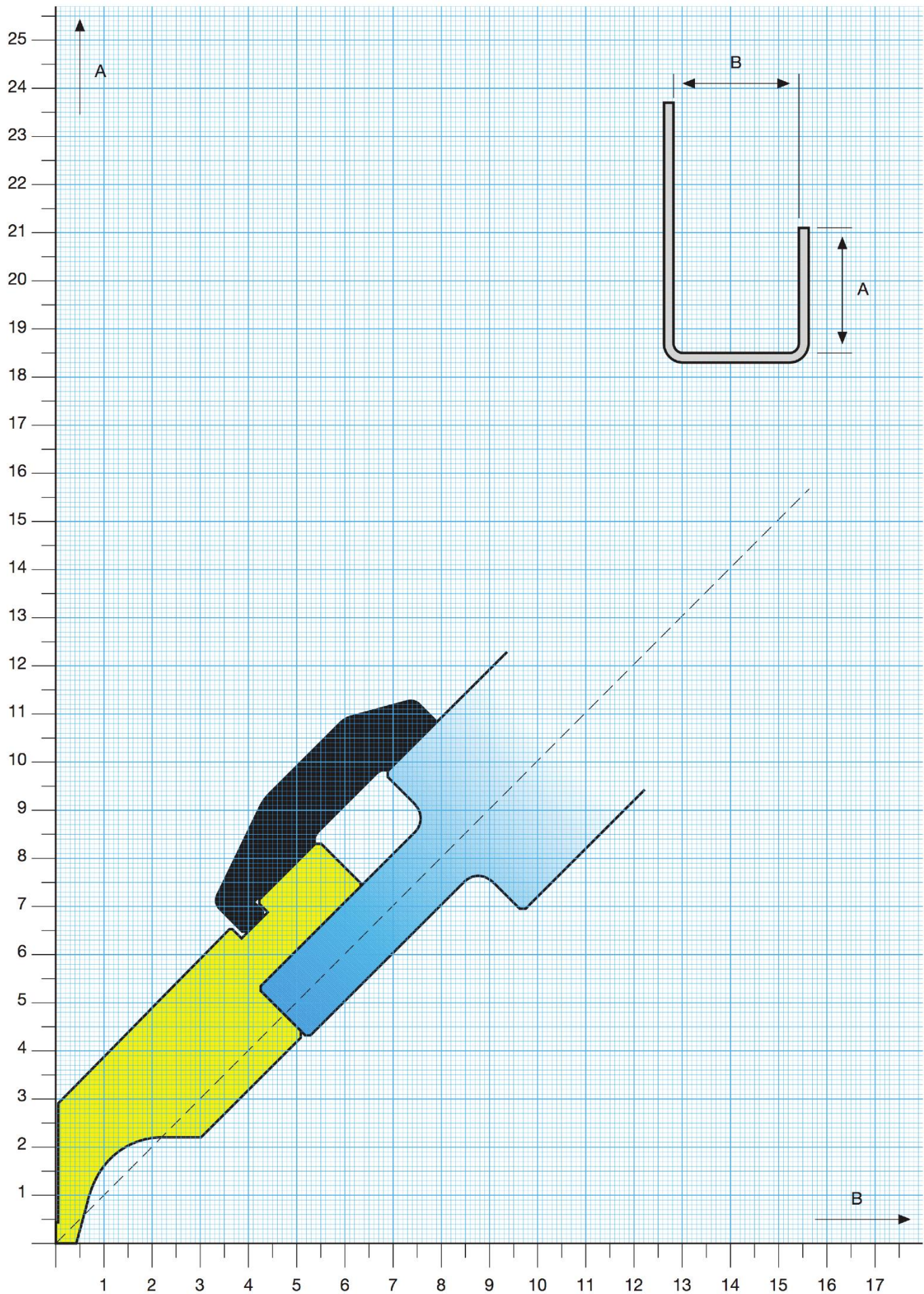
✉ info@cncfe.com

**Grafico del limite di piegatura - *Bend Limit Graphic***  
**1010 - 1010 / A**

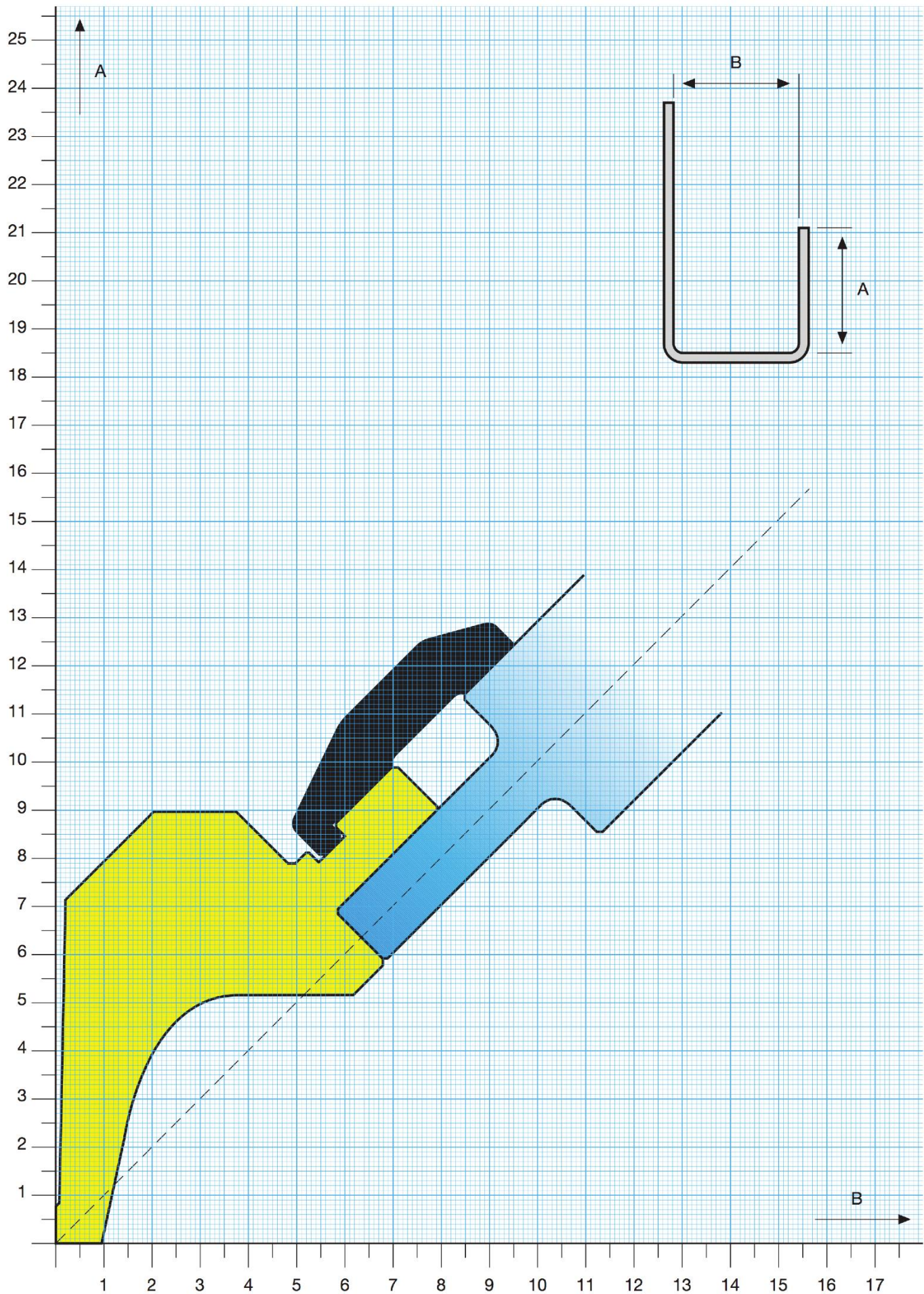


# Grafico del limite di piegatura - *Bend Limit Graphic*

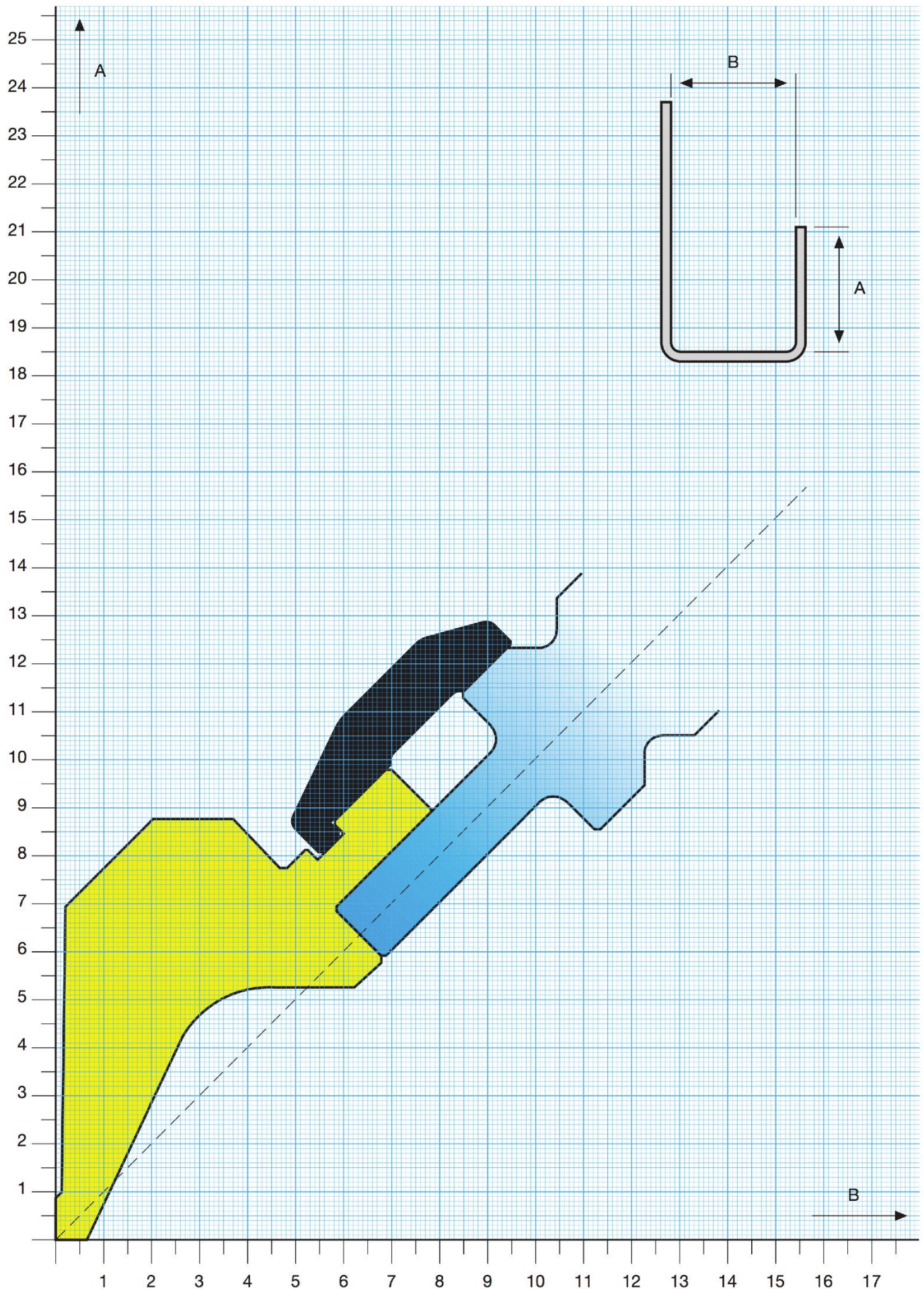
1026



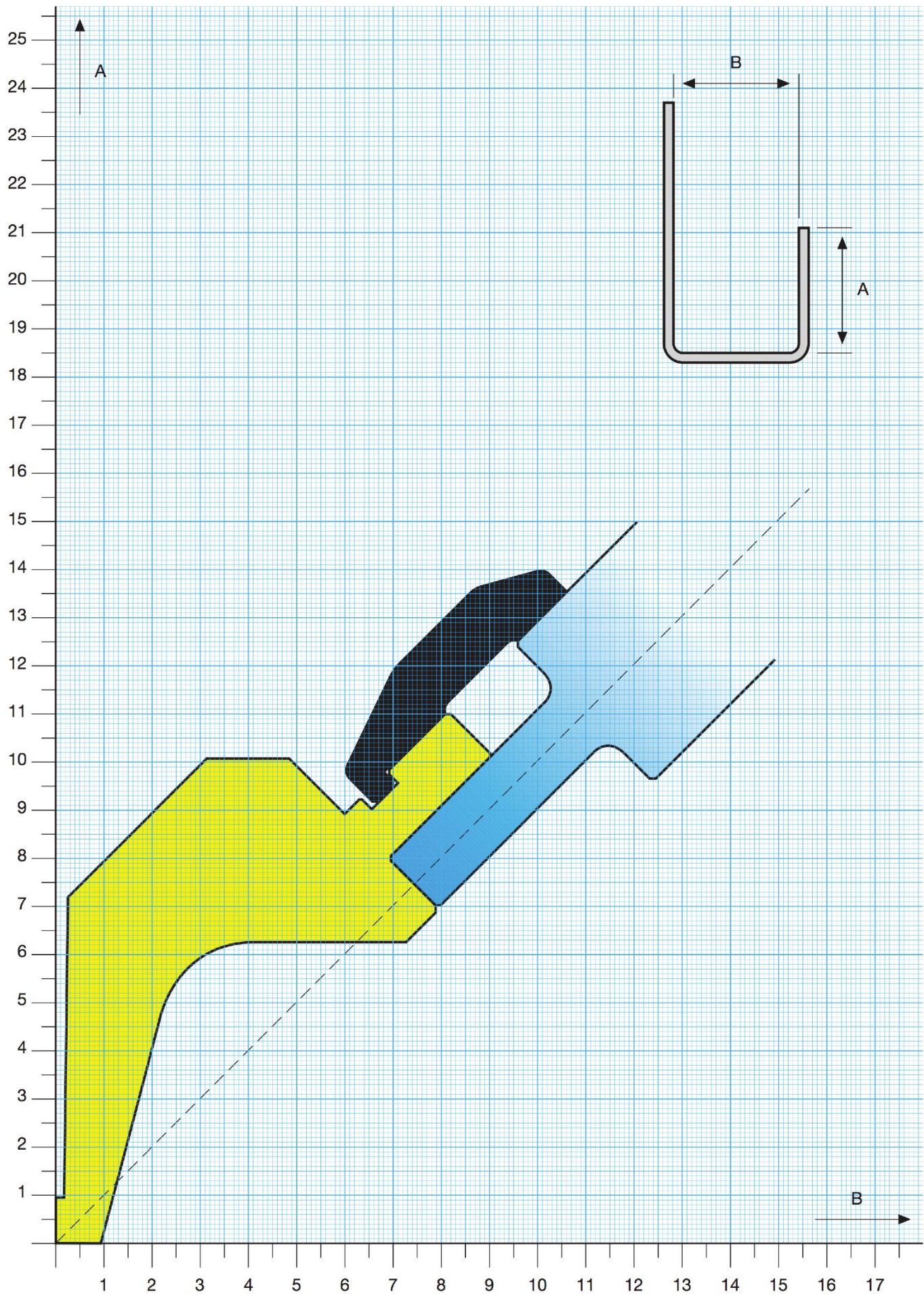
**Grafico del limite di piegatura - *Bend Limit Graphic***  
**1014 - 1014 / A**




**Grafico del limite di piegatura - Bend Limit Graphic**  
**1014 / A / 6**




**Grafico del limite di piegatura - *Bend Limit Graphic***  
**1015 - 1015 / A**

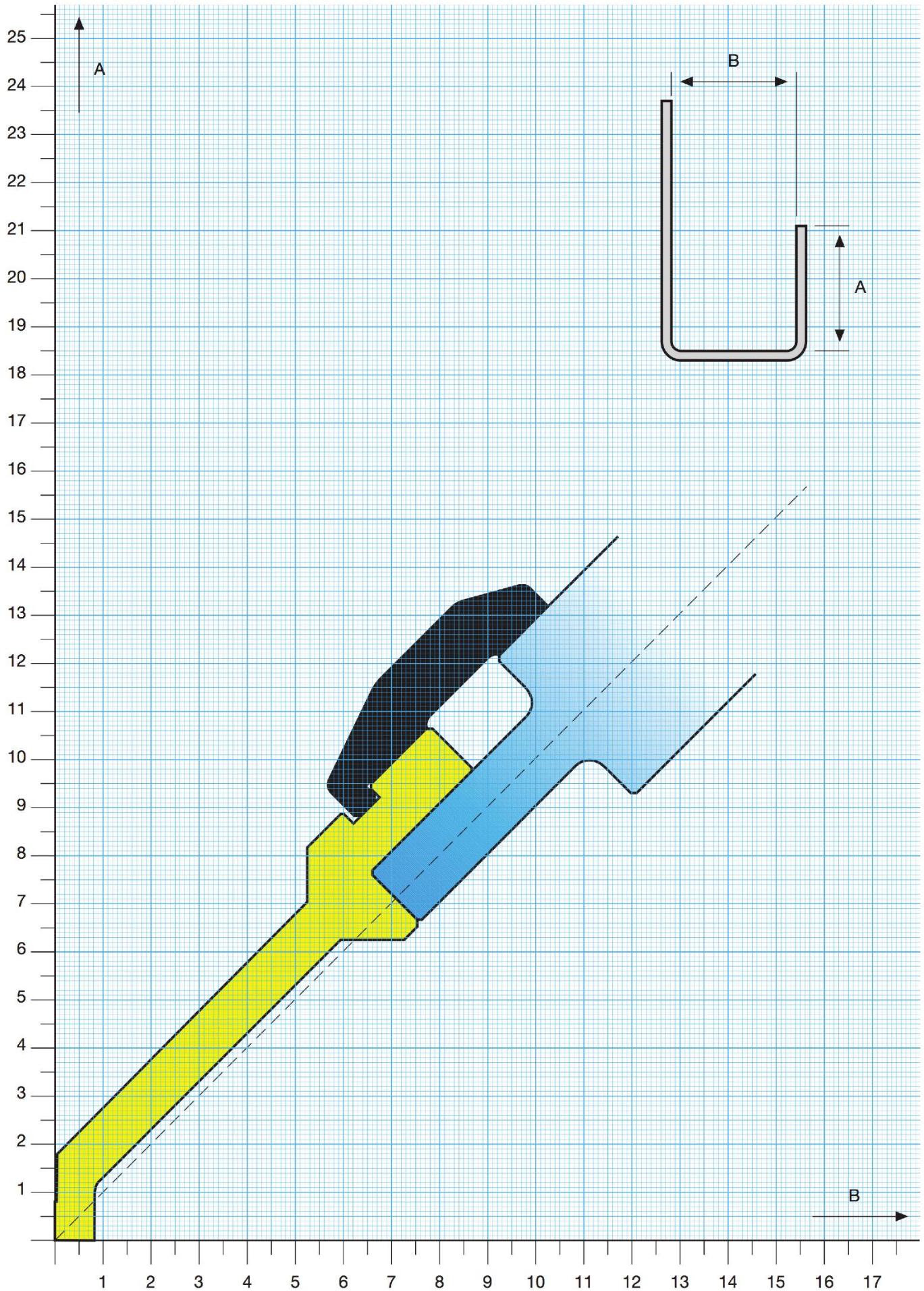


**Grafico del limite di piegatura - *Bend Limit Graphic***  
**1020 / A**



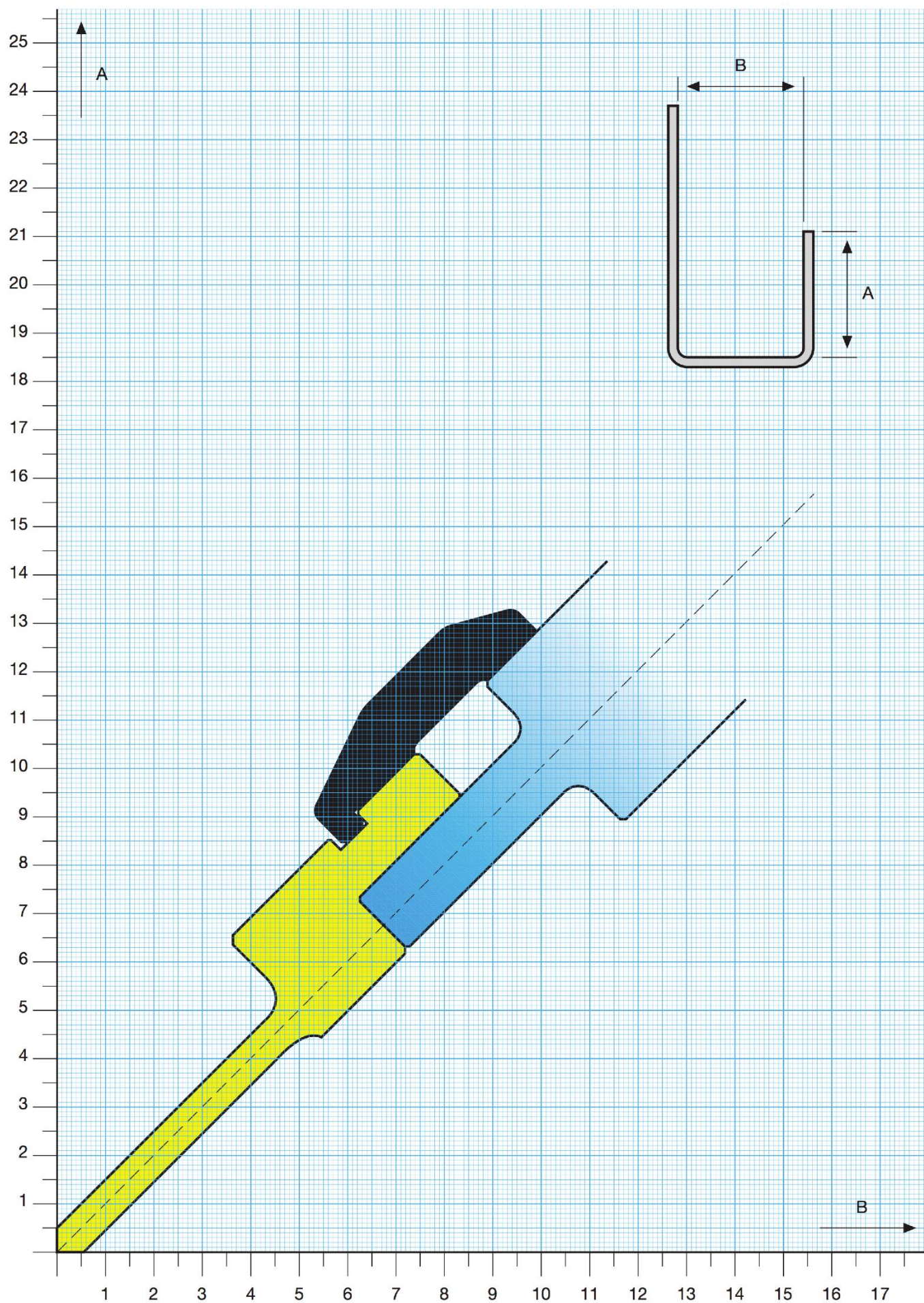


**Grafico del limite di piegatura - *Bend Limit Graphic***  
**1024 / A**



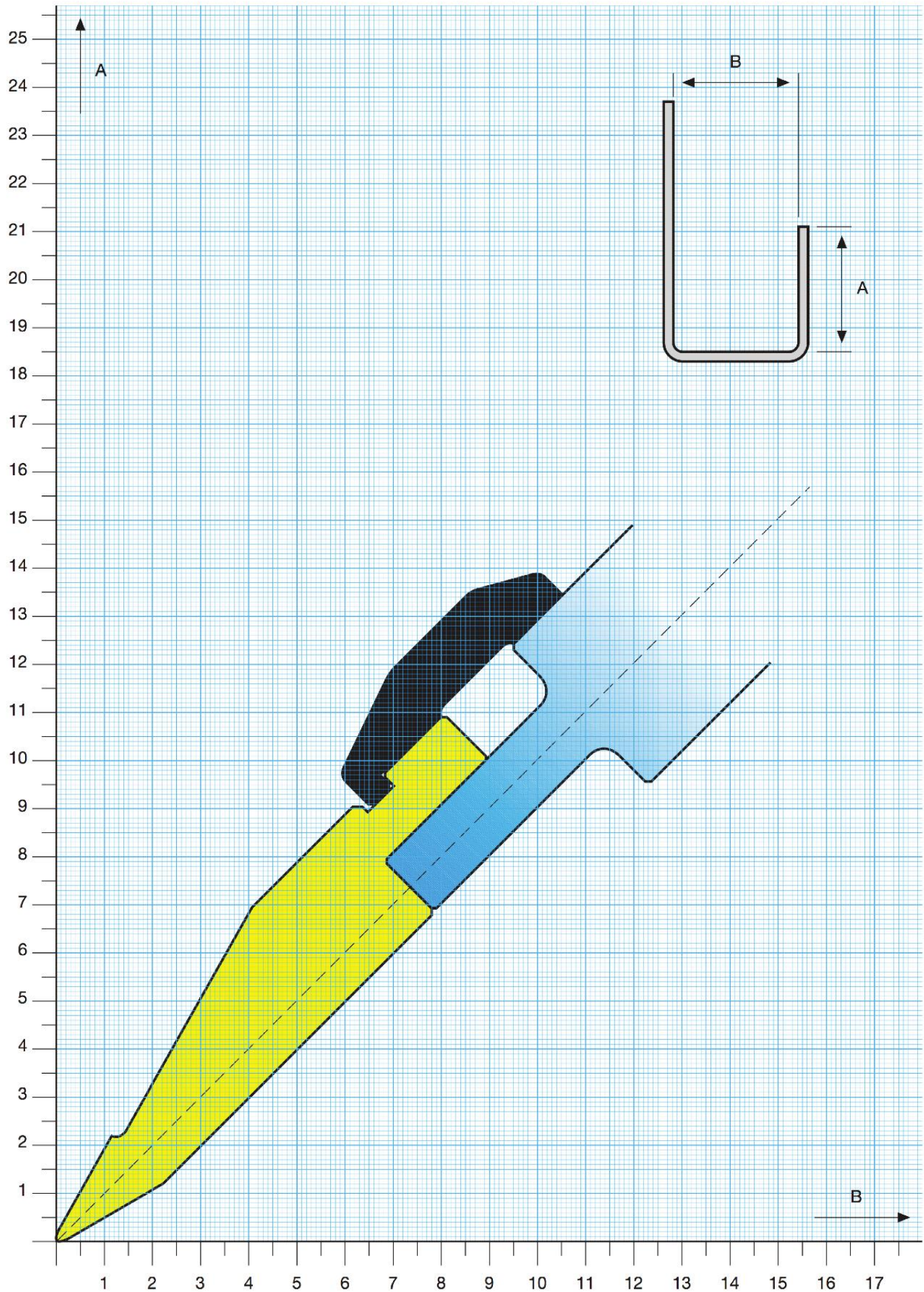
# Grafico del limite di piegatura - *Bend Limit Graphic*

1022



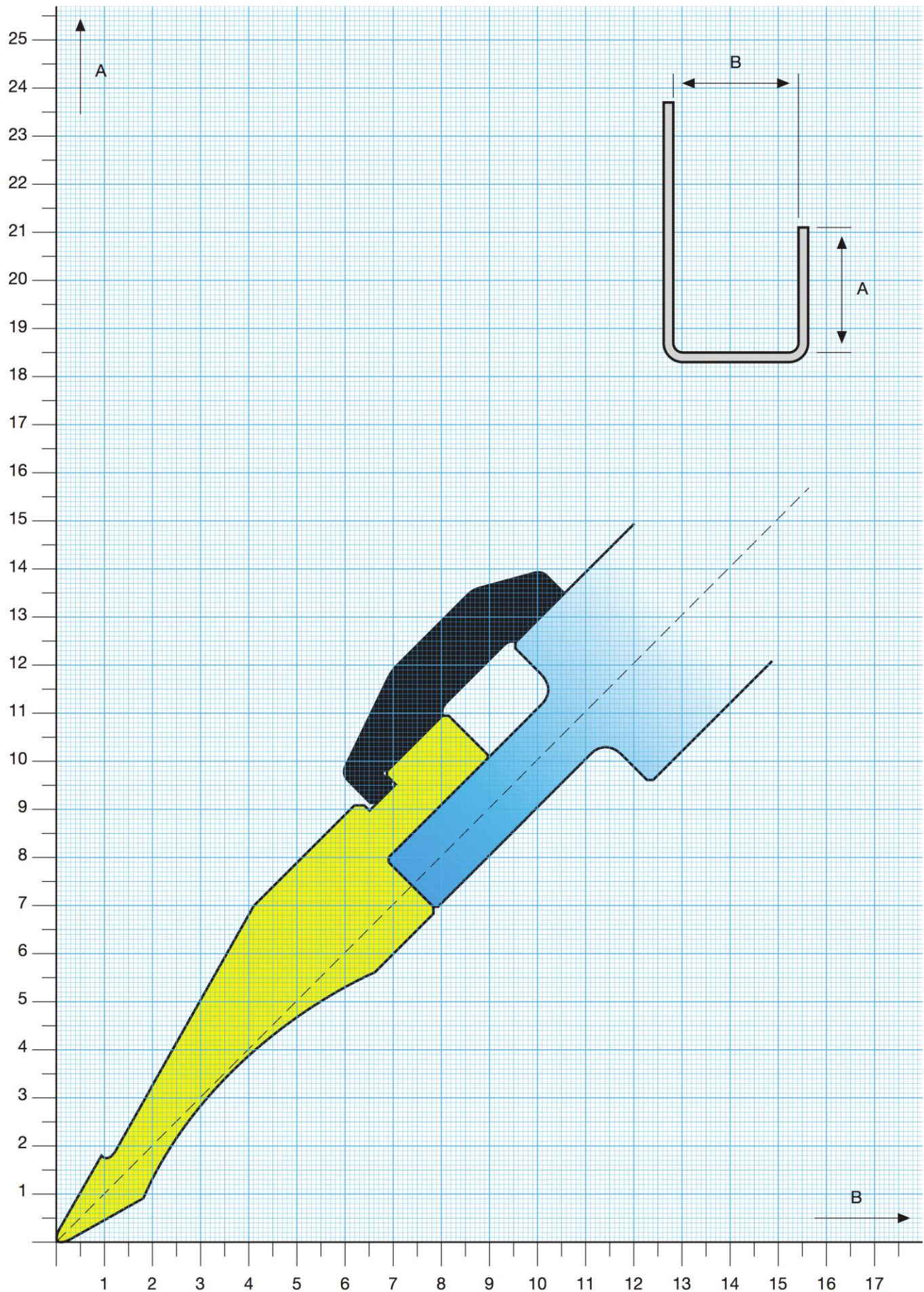
# Grafico del limite di piegatura - *Bend Limit Graphic*

1021



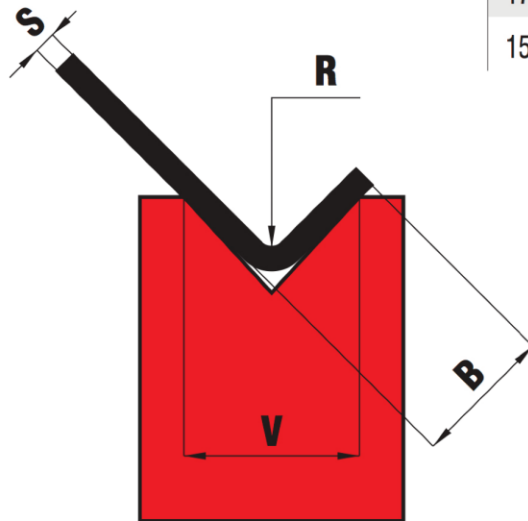
# Grafico del limite di piegatura - *Bend Limit Graphic*

1027



Bending Table

V	R	B	S	0.5	0.8	1	1.2	1.5	1.8	2	2.5	3	4	5	6	8	10	12	15	20	25
4	0.7	2.6		4	10.5																
6	1	4		3.5	6	10	13														
8	1.5	5.2		2	5.5	8	11.5	18													
10	1.7	6.5			4.1	6.5	9.5	14.5	21	26											
12	2	7.8				5.5	8	12	17.5	21.5	33.5										
16	2.7	10.4					6	9	13	16	25	36									
20	3.4	13						7.5	10.5	13	20	29	52								
25	4.2	16							8.5	10.5	16	23	41	64							
30	5	20								14	19	34	54	77							
35	6	23									17	30	46	66							
40	7	26									15	26	40	58	103						
45	7.5	29										23	36	52	91						
50	8.5	32										21	32	46	82	128					
55	9	36											30	42	75	117					
60	10	39											27	39	69	107					
65	10.8	42											25	36	63	99	142				
70	11.7	45												33	59	92	132				
75	12.5	49												31	55	86	123				
80	13.5	52												29	52	80	116	180			
85	14	55													49	76	109	170			
90	15	58													46	71	103	160			
100	17	65													41	64	93	144	256		
110	18.5	71														59	84	131	233		
120	20	78														54	77	120	213	333	
140	24	91															66	103	183	286	
170	29	110															55	85	151	235	



**V = (mm)**

**R = (mm)**

**B = (mm)**

**S = (mm)**

**F = (KN/m)**

Bending force per meter for material tensile strength of 400 K/mm<sup>2</sup>. For tensile strength of 800 N/mm<sup>2</sup> (Inox) multiply the bending force by 2.